



North Town Primary School

A guide to the curriculum for Parents/Carers of children in Russets
Summer term 2025



Magnificent Monarchs

This project teaches children about the English and British monarchy from AD 871 to the present day. Using timelines, information about royal palaces, portraits and other historical sources, they build up an understanding of the monarchs and then research six of the most significant sovereigns. We will look mostly at the historical elements of the monarchy, but we will also explore where these historical figures lived/are living and deciding who we think was the most significant monarch. We will finish the topic by creating our own board game about Magnificent Monarchs!



English

Writing

We will be writing a variety of genre this term, in the form of a legend, a persuasive letter and a poem. The children will be using their knowledge of the Legend of St George and the Dragon to write their own legend based on George and the dragon joining forces to become a united team to overcome an evil monster. We be looking at some examples of persuasive letters, exploring and identifying the features. The children will be undertaking writing their own persuasive letter to Mr Braund about something that they would like to change in school. In the later part of the term, we will be writing a poem based on poems that we have read.

Phonics

We will use the Read Write Inc phonics programme to develop sound knowledge, the ability to segment and blend and use words in sentences as well as looking closely at grammar and punctuation. Your child will have been thoroughly assessed on their phonics knowledge, reading ability and reading speed. This will determine which colour group your child will be in. They will then go home with this colour reading book to read. We are promoting that your child reads with a 'story-teller' voice, therefore, the book they go home with will be easily decodable as they would have read the book three times in class before it goes home. Please continue to encourage your child to explore different voices, expressions and intonations that make sense with the story.

Reading

For those children that have finished their phonics, they will be moving on to Accelerated Reader. These children will be taking home books from the library based on their ZPD (zone of proximal development). Their ZPD scores are calculated from a Star Reader assessment that the children complete at the start and end of every half term. It is **your child's responsibility** to be reading their books regularly, completing comprehension quizzes on these texts and then changing their own library books at lunchtime. Children will need to quiz on a book they have read within 3 days of completing the book. They should then go to the library at lunch times to change their own books with our school librarians. For those children who are new to comprehension group, we will explain this to them in the first week back after Easter and will show all the children how to check their book levels and change books. Please remind your child to read and quiz when they have completed a book.



Mathematics

Next term we will start looking at fractions, finding halves, quarters and thirds as well as exploring unit and non-unit fractions. We will then revisit and revise our calculation skills of the four operations: addition (+), subtraction (-), multiplication (x) and division (\div). This will include solving missing number problems, using the inverse to check our work and proving that addition and multiplication are commutative. We will then move on to looking at measurement. We looked at length and height in the last few weeks of the spring term, so we will then explore weight (g and kg), capacity (l and ml) as well as temperature ($^{\circ}\text{C}$). We will also explore time by teaching the children to use analogue clocks and solving real-world problems surrounding time.

To ensure your child keeps up to date with their number knowledge, we ask that you use Times Table Rock stars – their usernames are their first name followed by the initial or their surname (all lowercase). The password for TTRS is 'maths'. All children must keep up with their multiplication skills. We will start to test these weekly until the end of the year. In year 2 the children should all be able to recall their multiplication facts of the **2, 5 and 10 times-tables** and start to learn the **3 times-table**. You can also use the Numbots app to play with number, and please utilise the White Rose One-Minute Maths app for a variety of number skills. This will ensure your children are keeping up to date with key number skills and they have been learning.

We will have a specific number focus each week during our mastering number sessions where we dive deeply into a number, selection of numbers or a pattern we are spotting for the week.



Science

Animal Survival

Through this companion project we will teach the children about growth in animals by exploring the life cycles of some familiar animals. We will build on learning about the survival of humans by identifying the basic needs of animals for survival, including food, water, air and shelter.



Computing

In Computing this term, the children will be using a computer to create music. They will listen to a variety of pieces of music and consider how music can make them think and feel. Learners will compare creating music digitally and non-digitally. Learners will look at patterns and purposefully create music. In the final part of the year, we will be looking at programming quizzes consolidating all the skills that we have learnt so far.

As part of our online safety learning, we will be exploring the impact that technology has on health, well-being and lifestyle. We will also be understanding negative behaviours and issues amplified and sustained by online technologies and the strategies for dealing with them. We will be exploring how personal online information can be used, stored, processed and shared. This learning offers the children both behavioural and technical strategies to limit the impact on privacy and protect data and systems against compromise. The children will also be learning about the concept of ownership of online content. They will explore strategies for protecting personal content and creating the rights of others as well as addressing potential consequences of illegal access, download and distribution.










Art and Design

Portraits and Poses


In this companion project, we will look at the historical portraits of our monarchs, teaching the children about portraiture. The children will analyse the portraits of Tudor monarchs and compare Tudor portraits and selfies today. For their final piece of artwork they will have the opportunity to use photo editing software to create royal portraits.



The main focus for the next half term is History. We will start by looking at all of the monarchs that have reigned in Britain. We will introduce a wide range of historical vocabulary to help become true historians. Then we will explore what makes a monarch powerful and discuss

History	<p>who they believe is the most or least powerful monarch. We will then spend time looking closely at 6 of the most significant monarchs: Alfred the Great; William the Conqueror; Henry VIII; Elizabeth I; Queen Victoria and Elizabeth II. Once we have looked more closely at all of those, we will turn our knowledge into a board game!</p>
 Geography	<p>We have looked a lot at Geography in the last topic – Coastline – and drew some very successful sketch maps as well as discussing the compass points. Next half term we will build on this further to locate the homes of different monarchs within the UK.</p>
 Spanish	<p>This year, Spanish will be taught weekly by Mrs Tidmarsh. The children will be learning the classroom routines in Spanish. We will continue to encourage children to practice their Spanish throughout the week.</p>
 PE	<p>During Summer 1, we will be building on the fundamental skills we have already learnt, and being confident to transfer those skills in our Sports Day which will be occurring during our Health Week. We will give children opportunities to share, take turns, and begin to compete with others. The children will then start to apply these skills to more games as the term progresses.</p> <p>The focus in Physical Education sessions with the class teacher will be physical skills. The children will have the opportunity to apply their skills through co-operative and competitive games.</p>
 Music	<p>This term we will be continuing to use the scheme Charanga to support our music lessons. We will be listening to a number of pieces of music, finding the pulse as we listening to the music. We will be listening to the instruments/voices that we can hear. We will also be accompanying the music playing the glockenspiels using up to three notes – C or E and G. We will also be using these notes to compose our own pieces of music, which we will then perform. We will also be using some computer software to create music as well.</p>
 PSHE&C	<p>In PSHE & C the children will be taking part in weekly sessions where they will be thinking about goals to success, their strengths and learning with others, through our Jigsaw 'Relationships' programme. We will discuss how to effectively communicate and share feelings with those around us as well as learning to appreciate special relationships with those who love and care for us.</p> <p>In the second part of the term, we will be looking at the 'Changing Me' programme. We will discuss the changes that humans go through to get from a baby to an adult and understand that this is a good thing. We will also discuss the differences between boys' and girls' bodies, teach the correct scientific names for those differences and understand that our bodies belong to us. We will teach the children that some body parts are private and must be respected in such a way. We will end the term by thinking about what we are looking forward to in our near future and moving into year 3.</p> <p>They will also continue to learn about respect and the rights of others.</p>
 RE	<p>This year, RE will be taught weekly by Mrs Tidmarsh. Next half term, the children will be continuing to think about the question 'What do Christians believe about love?' This will be linked to different parables within the Bible.</p>
	<p>The children will be learning about the following rights through our topic sessions:</p> <p>Article 13 Freedom of Expression – Every child must be free to say what they think.</p> <p>Article 29 Goals of Education – Education must develop every child's personality, talents and abilities to the full.</p>

<p>Children's Rights</p>	<p>Article 31 – Leisure, Play and Culture – The right to relax, play and join in with a wide range of cultural and artistic activities.</p> <p>Article 27 - You have the right to food, clothing, a safe place to live and to have your basic needs met.</p> <p>Article 14 – Freedom of thought, belief and religion</p>
<div data-bbox="207 373 316 451" data-label="Image"> </div> <p>Homework</p>	<p><i>Homework will be sent home on a Friday and is due on or before the following Friday.</i></p> <p><u>Spelling</u> For the summer term, we will be posting 10 Tricky word spellings each week on Class Dojo that we would like the children to learn to read and spell. These words can all be found on the sheet that the children brought home at the end of the Spring term. They will be applying these spellings the following week in their writing lessons, the more the practice at home, the more consistent they will become! If your child is in comprehension group, this is in addition to their regular Spelling Shed homework, these children should practice 20 spellings per week. Children still completing phonics will receive some additional phonics practice where this is appropriate.</p> <p><u>Maths</u> Complete the weekly maths homework that is sent home based on that week's maths learning. It is essential that children are also practicing their times tables (2, 5, 10 and 3). We will be introducing a weekly times table test on a <u>Wednesday</u> afternoon.</p> <p><u>Reading</u> Children should read 5 times a week at least. If your child is in comprehension, please ensure they are reading enough to be quizzing regularly at school.</p> <p><u>Writing</u> <i>OPTIONAL</i> – In an attempt to get the children writing more, we are inviting all the children to write weekly or daily diary entries about the things they have done on their weekends and their spare time. If your child wishes to do this, we'll be looking at each other's writing on a Friday and have a chat about our weeks!</p> <p><u>Project</u> For project homework, we would like the children to get creative and use their skills and facts that they would have learnt in this topic:</p> <ul style="list-style-type: none"> • Create a deck (up to 10) of Top Trump cards about the monarchs of the past. • Construct a model of one of the palaces/royal residencies of the Royal Family. • Design a poster/Pinterest board about a monarch that you believe to be the most powerful. • Film a video of yourself (maybe with some help from an adult!) pretending to be one of the British Monarchs and explaining why you are powerful/significant. • Create a word search that includes all the key vocabulary from the Knowledge Organiser glossary. You might like to include some definitions as well! • Learn and create a dance to the Horrible Histories Monarch song (you could do this with someone else in the class too!) <p>Please choose one or a combination of some of these ideas as your homework piece.</p> <p>One of the best ways that we can consolidate our learning and understanding is by explaining what we have learnt to others. By talking through what we have learnt, it allows us the opportunity to share key vocabulary and demonstrate what we can remember.</p>

	<p>Please ensure your child brings in their topic homework in, on or before the 14th July. Remember to be as creative as possible when you are evidencing your work. You could take photos, draw pictures, make models or create videos. We cannot wait to see what you come up with!</p>
Other information	<p><u>Key Dates</u></p> <p>April Tuesday 22nd April – First Day Back</p> <p>May Friday 2nd May – Disco Monday 5th – Bank Holiday Monday 26th – Friday 30th Half Term</p> <p>June Monday 2nd June – Inset Day Friday 20th June – Summer Fair</p> <p>July Tuesday 8th July – Year 2 sports day (afternoon) Tuesday 22nd July – Last Day</p>
 ClassDojo	<p>You can keep up to date with all our learning by joining the class on Class Dojo. If you are unsure about how to log in, please speak to a member of the Year 2 team. Our class learning journeys of practical work will also be shared on Seesaw as well.</p>

Thank you for your continued support. If you have any questions, please email the school office. Many thanks

Miss Blake Mrs Purchase

Mrs Tidmarsh, Mrs Collins, Mrs Kelly, Mrs Breen, Miss Clifton, Mrs Russell,
Mrs Griffiths and Mrs Tester