




NORTH TOWN
PRIMARY SCHOOL & NURSERY

North Town Primary School

A guide to the curriculum for Parents/Carers of children in Pippins
Autumn Term 2025



Welcome to Pippins!

This term we will be focusing on settling the children into their new classrooms and getting used to the classroom routines. We are really looking forward to getting to know all of the children and excited for the school year ahead.

Routines

PE days will be a *Tuesday* and a *Thursday* every week. The children will need to come into school wearing their PE uniform on these days.

Book bags containing the children's Home Learning pack will need to be brought into school every day. Please ensure that you put a spare pair of underwear and socks in your child's book bag, just in case!

Your child will need a named snack of fresh fruit or vegetables and a named bottle containing water only every day.

We play outside every day, so a named coat and school jumper/cardigan is essential.

Each week the children will be able to borrow a book from our library to share at home. Our library day is *Thursday*. Please ensure your child has their book for changing on this day each week.











Me and My Community




This term our project is called 'Me and My Community' This project will support the children with settling into the new routines of school and encourages them to make new friends and feel confident in their class. It teaches children about being helpful, kind and thoughtful at home and at school. This project also teaches children how they are unique and special, the importance of friendship and how people in their family, school and local community are important and can help them.



As part of this project we are looking at different professions. If you wear a uniform to work, we would really appreciate it if you could send a photo of you wearing your uniform into school. This will be a fantastic talking point for the children.

We will also be talking about families and people who are important to the children. We would love to be able to create a gallery of family photos for the children to share in the home corner.

Photos can be brought into school printed or sent in through Seesaw and we can print them for you.

 <p>Personal, Social and Emotional Development</p>	<p>In Pippins, we believe that the children's Personal, Social and Emotional Development (PSED) is a key foundation to everything we do. It is important that children develop their social skills, learn how to share and how to recognise and regulate their emotions.</p> <p>We follow a PSED scheme of work called 'Jigsaw'. This half-term our focus is 'Being me in my world'. This focuses on working well with others, reflecting on our right to learn and caring about other people's feelings.</p>
 <p>Communication and Language</p>	<p>Throughout the year, the children will have opportunities to share their thoughts and ideas in both small and large groups.</p> <p> Your child will be bringing home a pink 'Me and My World' book. Please help your child to share their news in their book. This book is for your child to add any photos, drawings or experiences from outside of school. This book is shared on a regular basis and will aid their listening and attention skills alongside their speaking and understanding.</p> <p>  We regularly post the children's learning on Seesaw and Class Dojo. This can be a fantastic conversation starter at home to help the children to talk about their day. We also enjoy seeing what the children have been up to over the weekend and during the holidays, so if the children have any special events or do something linked to our project, please share this on your child's Seesaw account. QR codes will be sent home very soon.</p> <p> Spanish - This term, the children will explore where they are in the world and locate Spain and its islands on a map. They will discover aspects of Spanish culture, customs, and key cities such as Madrid. As part of learning basic Spanish, the children will practise greeting people, saying their names, and pronouncing words accurately. Through fun activities like matching games and cooperative play, they will learn to recognise, understand, and use Spanish greetings with confidence.</p>
 <p>Physical Development</p>	<p>The children have two Physical Development sessions a week. These will take place on a Tuesday and a Thursday. During Autumn Term 1, we will be looking at Moving, Jumping and Landing. We will be working on making sure we move safely around the area, begin to challenge themselves in different movements and travel with fluency & control.</p>
 <p>Literacy</p>	<p>Phonics</p> <p>In the first few weeks of school, we will be working on early phonics skills and focusing on listening and attention, rhyming, oral blending and segmenting. We will begin our systematic phonics lessons teaching the phonic sounds that will support your child to learn to read and write. We teach phonics using the 'Read Write Inc' phonics programme and assess the children regularly to ensure they are working at their challenge point.</p> <p>This term the children will be learning the Set 1 single letter sounds:</p> <p>m a s d t i n p g o c k u b f e l h r j v y w z x</p> <p>As the children begin their phonics journey in Pippins, we would just like highlight the importance of reading and the need for children to have opportunities to practise and consolidate their phonics skills at home. Each week, we will send home resources to help you to support your child to practice the phonics skills they have been learning in school.</p>

	<p>We will be sending home sound cards in the children's sound bag and will post videos of the sounds being taught on Seesaw as we learn them. Please spend time with your child revisiting these new sounds. Regular practice of these sounds is hugely beneficial to your child's progress in reading. The more they practice the more confident they will be recalling sounds quickly, recognising them in words and blending them together.</p> <p><u>Reading</u> Each week, on a Thursday, the children will choose a library book to share with you at home. When sharing your child's Library book please encourage your child to look at the pictures, talk about what they can see, what they think is happening and what might happen next.</p> <p><i>We love seeing the children's engagement with phonics and reading at home – photos, videos and voice recordings can all be shared with us on Seesaw.</i></p>
 <p>Mathematics</p>	<p>In Maths, we will be starting by introducing sorting and matching. We will encourage the children to talk about the different ways the same set of objects can be sorted to help develop their reasoning skills. We will look at different sets of objects and begin developing the children's ability to quantify sets of objects by subitising, rather than counting.</p> <p>We will then be comparing amounts of objects using the language more and fewer and comparing size, mass and capacity using the language large/small, big/little, short/tall, tallest/shortest.</p> <p>The children will copy and continue patterns and create their own.</p> <p><u>Maths Homework</u> Numbots – Numbots is designed to support your child with their fluency in number and focuses on key skills that the children need to be able to instantly recall. Each level is timed and the children move to the next level when they are able to complete the questions quickly and confidently. You will receive your child's log in details to allow you to access the APP.</p>
 <p>Understanding the World</p>	<p>As part of our project, we will be talking about people who help us. We will be learning about our immediate environment, homes and families. We will celebrate similarities and differences between ourselves.</p> <p>Alongside our main project, we will also be completing a companion project called 'Exploring Autumn'. This project teaches the children about the natural changes that happen during the season of autumn, including how the weather changes, why trees lose their leaves and how wild animals prepare for winter.</p>  <p>RE This term we will be learning about who we are and what makes us special.</p> <p>Technology The children have regular access to an Interactive White Board and we will be teaching them how to use the iPads to aid and extend their learning.</p>

 <p>Creative Development</p>	<p>We love to be creative in Pippins! The children regularly have access to a wide range of creative outlets and there is always the opportunity explore different media and materials in the classroom.</p> <p>Creative area In our creative area, the children will have opportunities to explore paints, glitter, glue, scissors and a range of tools. They can draw with crayons, chalks, pencils and felt tip pens and can use a range of materials to create junk models or playdough models. The children will be able to access all of these resources throughout the term to create pictures and models of their own interests as well as being supported by an adult to develop key skills and project-based creations.</p> <p>Music</p> <ul style="list-style-type: none"> Your child will explore music and sound through singing and playing with instruments. In our music lesson we will be listening and responding to different styles of music and learning to sing or sing along with nursery rhymes and action songs. <p>This half term in our music lessons we will singing and performing:</p> <ul style="list-style-type: none"> Pat-a-cake 1, 2, 3, 4, 5, Once I Caught A Fish Alive This Old Man Five Little Ducks Name Song Things For Fingers
 <p>Homework</p>	<p>Each half term the children will receive one piece of project-based homework. Project homework is designed to encourage the children to talk about and enhance their learning at home.</p> <p>This half term we would like your child to produce a <i>'Marvellous me!'</i> board/poster/leaflet/booklet. This might involve information about your child's interests, family, friends, pets, hobbies, favourite things, etc. It is up to you how you would like to complete this task – You could mark make (attempts at writing), use photographs, drawings or any other creative ideas!</p> <p>Please bring this homework to school by Monday 6th October, so we have time to share them all in school. We are excited to see your creations and learn more about you all!</p>
<p>Other information</p>	<p>Key dates:</p> <p>September (Autumn 1) Monday 1st September - Inset Day Tuesday 2nd September - Inset Day WB Monday 8th September – Pippins Induction Week Friday 12th September – Pippins first full day! Wednesday 3rd September – First Day Back for Year 1 - 6 Thursday 25th September – Individual photographs</p> <p>October (Autumn 1) Friday 3rd October - MUFTI Day Friday 10th October - Flu vaccinations</p> <p>27th October – 3rd November – SCHOOL CLOSED - Half term</p>

	<p>November (Autumn 2)</p> <p>Tuesday 4th November – SCHOOL CLOSED – INSET Day</p> <p>Wednesday 5th November – First Day Back</p> <p>Thursday 6th November (3:30pm – 6:15pm) – Parents’ Evening</p> <p>Friday 7th November – MUFTI Day – Chocolate Donations</p> <p>Tuesday 11th November (3:30pm – 6:15pm) – Parents’ Evening</p> <p>Friday – 21st November – Children in Need and DISCO</p> <p>December (Autumn 2)</p> <p>Friday 5th December – MUFTI Day</p> <p>Friday 5th December (3:30pm – 5:00pm) – Christmas Fayre</p> <p>Monday 8th December – YR, Y1, Y2 Dress Rehearsal</p> <p>Thursday 11th December – Year 1 Singalong</p> <p>Friday 12th December – Christmas Jumper Day</p> <p>Wednesday 17th December – Christmas Dinner Day</p> <p>Thursday 18th December (pm) – Christmas parties</p> <p>Friday 19th December – SCHOOL CLOSED - INSET DAY</p> <p>20th December – 4th January – SCHOOL CLOSED - Christmas Holidays</p> <p>January (Spring 1)</p> <p>Monday 5th January – First day back</p>
	<p>You can keep up to date with all our learning on Seesaw or Class Dojo!</p>

We look forward to the beginning of a productive partnership with you and thank you for your support. If you have any questions, please come in to see us.

Many thanks

Mrs Richards, Miss Edwards, Mrs Follett, Mrs Gibson, Mrs Soames and Miss O’Neil