




















North Town Primary School & Nursery
Learning today - Leading tomorrow

A guide to the curriculum for Parents/Carers of children in Year 1 Autumn 2025

 <p>Moon Zoom</p>  <p>Superheroes</p>	<p>Our overarching theme this term will be Science.</p> <p>Our topic for this half term will be 'Moon Zoom'. During this topic, the children will develop their knowledge of technology, space and materials. The children will learn how to design and make model spaceships, considering the properties of the materials they are using.</p> <p>In the later part of the term, our topic will be 'Superheroes'. During this topic, the children will learn about the magnetic properties of different materials and use magnets to perform superhero rescues. Superheroes have super senses - the children will use their senses to identify mystery items by their smell, taste, sound and touch.</p>
 <p>English</p>	<p>In writing this half term, the children in Year 1 will be starting the year by focusing on <i>The Place Value of Punctuation and Grammar (PVPG)</i>. Just like we revisit place value in maths every year, PVPG ensures that all children secure a strong foundation in sentence structure before moving on to more complex writing. During these lessons, the children will learn to recognise and understand the "building blocks" of a sentence - nouns, verbs, subjects and clauses - and how punctuation works to organise and clarify meaning. PVPG is taught within our Writing lessons and is not a separate unit; instead, it underpins all writing across the curriculum. The children will revisit and consolidate their understanding of grammar objectives from earlier years, while also moving forward with age-appropriate challenges. This enables them to write with greater accuracy and confidence, ensuring that when they approach longer pieces of writing, they are secure in using punctuation and grammar effectively.</p> <p>In Autumn 2, after completing the PVPG unit, the children in Year 1 will apply their skills through two writing outcomes. First, they will write a non-chronological report based on the book 'Tell Me a Dragon'. This type of writing allows children to focus on clear subject-verb sentences while presenting factual information.</p> <p>Following this, the children will move on to writing a recount based on the book 'Toys in Space'. The children will be writing a letter. Writing recounts gives the children the opportunity to practise past tense structures while applying accurate punctuation and grammar. Both of these outcomes are designed to help children consolidate their PVPG learning, enabling them to write with precision and independence before progressing to more extended writing in the Spring term.</p> <p>The children will continue to have daily phonics sessions using the Read, Write, Inc programme. To practise and consolidate the phonics skills taught in school, the children will bring home the book they have been reading in their phonics group. Your child would have read this book three times in class, each time with a different focus, with an aim to build the children's fluency to improve comprehension. They will also learn to read with expression and should be able to read the book to you at home in their 'Storyteller' voice.</p> <p>Some reminders;</p> <ul style="list-style-type: none"> • The children's reading books will be changed in their phonics group by their

	<p>groups Read, Write, Inc phonics teacher.</p> <ul style="list-style-type: none"> New reading books will be sent home each week. <p>As the children continue their storybooks journey, we would just like to highlight again the importance of reading and the need for children to have opportunities to practise and consolidate their phonics skills at home. Please give your child the opportunity to read their book/sheet to you and share what they have learnt. It may seem that your child is reading this book with ease but please remember that they would have read this book three times with support from their reading teacher. Rereading is an important part of their reading progress and helps them to build fluency in reading which is vital for comprehension.</p>
 <p>Mathematics</p>	<p>Throughout the year we will be following the White Rose Maths programme to structure our maths lessons. The children will begin by looking at place value to 10. In the second half of the term they will be looking at addition and subtraction for numbers within 10. We will finish with a week focusing on shape.</p> <p>The children have access to Numbots. It is a great way to promote maths skills by building up their skill and confidence. Please continue to use this at home. Logins will be sent home for each child, please ask a class teacher if you need any support with this.</p> <p>Practical maths activities at home can be a huge support for the children. It would be great if you could encourage the children to count objects, recognise and order numbers to 10 and play dice games at home.</p>
 <p>Computing</p>	<p>In Autumn 1 in computing, the children will learn about technology around us. They will look at technology in the classroom and how we use them everyday. We will focus on computer technology by developing mouse skills and learning how to use a keyboard.</p> <p>In Autumn 2, the children will move on to creating digital media. They will learn how to draw digital pictures and use shapes and lines. They will be encouraged to think about the colours and shapes they are using and why, and will compare their digital art with others.</p> <p>For Online Safety, we will be learning about self-image and identity and online relationships during the Autumn Term.</p>
 <p>Art</p>	<p>Our Art companion project is 'Mix it!'. This project teaches children about basic colour theory by learning about the colour wheel and colour mixing. It includes an exploration of primary and secondary colours and how artists use colour in their artwork.</p>
 <p>History</p>	<p>We will teach history during the 'Moon Zoom' project, however we will have a history focused project in the summer term.</p>
 <p>DT</p>	<p>For DT this half term as part of the 'Moon Zoom' project, the children will learn how to design and make model spaceships, considering the properties of the materials they are using.</p>
 <p>Science</p>	<p>Our companion project for Autumn 1 is 'Everyday Materials'. This project teaches children that all objects are made from materials. They will be able to identify a range of everyday materials and their sources. Children will investigate the properties of materials and begin to recognise that a material's properties define its use.</p> <p>We will then be moving on to 'Human Senses'. In this project, the children will learn that humans are a type of animal, known as a mammal. They will learn to name and count body parts and identify similarities and differences. They learn about the senses, the body parts associated with each sense and their role in keeping us safe.</p>

 Spanish	<p>This term, the children will learn to greet people in Spanish by pronouncing words accurately, recognising them in written form, and showing understanding when hearing them. They will learn to understand and respond to questions like “How are you?” with appropriate answers. In Autumn 2, they will learn numbers from 0 to 20, including their pronunciation, recognition, and meaning. The children will also practise answering the question “How old are you?” by saying their age in Spanish confidently.</p>
 Physical Education	<p>Our PE days are Wednesday and Friday.</p> <p>During Autumn, the children will develop and apply their footwork and one leg balance through thematic stories, songs and games. They will then move on to developing and applying jumping and landing and seated balance through focused skill development sessions, thematic stories and games.</p>
 PSHE&C	<p>This term will begin with ‘Being Me in My World’. The children will learn about their class and how to feel special and safe. We will talk about our rights and responsibilities and consequences for things. We will also create a class charter together.</p> <p>In Autumn 2 we will move on to ‘Celebrating Difference’. The children will learn about what is the same and what is different between themselves and their peers. We will talk about ‘bullying’ and about making new friends.</p>
 RE	<p>In RE this term, we will be learning about the question ‘Why are some places special?’ Our focus religions will be Christianity and Hinduism. We will start by learning about places that are special to them before moving onto learning about special buildings in different religions.</p>
Children’s  Rights	<p>This term the children will be learning about the following rights through our topic sessions:</p> <p>Article 12 – the right to an opinion Article 13 – the to share my thoughts freely Article 17 – the right to access information</p>
 Homework	<p>The children’s homework will be to read every day. They can read their phonics book or library book.</p> <p>Spelling homework will be sent out on Seesaw. The children will have 5 common exception words (words they cannot spell with their phonics) to learn each week.</p> <p>For the optional topic homework, we would like the children to create a rocket! This can be created using any medium they would like. For example, a painting or drawing, junk modelling, paper-mache, clay, lego etc.</p> <p>Please can the children bring their rocket into school as soon as it is ready and we will share it in class.</p>
 Class Dojo	<p>You can keep up to date with all our learning using Class Dojo.</p>
	<p><u>Key Dates</u></p> <p><u>September (Autumn 1)</u> Monday 1st September - Inset Day Tuesday 2nd September - Inset Day Wednesday 3rd September – First Day Back for Year 1 - 6 Thursday 25th September – Individual photographs</p> <p><u>October (Autumn 1)</u> Friday 3rd October - MUFTI Day Friday 10th October - Flu vaccinations 27th October – 3rd November – SCHOOL CLOSED - Half term</p>




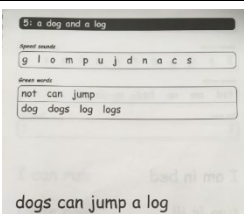





	<p><u>November (Autumn 2)</u> Tuesday 4th November – SCHOOL CLOSED – INSET Day Wednesday 5th November – First Day Back Thursday 6th November (3:30pm – 6:15pm) – Parents’ Evening Friday 7th November – MUFTI Day – Chocolate Donations Tuesday 11th November (3:30pm – 6:15pm) – Parents’ Evening Friday – 21st November – Children in Need and DISCO</p> <p><u>December (Autumn 2)</u> Friday 5th December – MUFTI Day Friday 5th December (3:30pm – 5:00pm) – Christmas Fayre Monday 8th December – YR, Y1, Y2 Dress Rehearsal Thursday 11th December – Year 1 Singalong Friday 12th December – Christmas Jumper Day Wednesday 17th December – Christmas Dinner Day Thursday 18th December (pm) – Christmas parties Friday 19th December – SCHOOL CLOSED - INSET DAY 20th December – 4th January – SCHOOL CLOSED - Christmas Holidays</p> <p><u>January (Spring 1)</u> Monday 5th January – First day back</p>
--	--




Thank you for your continued support. If you have any questions, please pop in to see us.

Many thanks,
Mrs Main, Mrs Reece and Mrs Lister

Read Write Inc Phonics groups and what they mean

Group	I can...	My target is to...	Reading at home I will bring home...
-------	----------	--------------------	---

Set 1A 	Read the first 16 Set 1 single letter sounds	Recognise all single letter sounds. Orally blend sounds	Set 1 sound bag Set 1 letter formation file Set 1 flashcards Play Fred talk games
Set 1B 	Read most/all Set 1 single letter sounds	Orally blend sounds Blend sounds to read short words e.g. <i>cat, box, tin</i>	Set 1 sound bag Set 1 letter formation file Set 1 flashcards Play Fred talk games
Set 1C 	Recognise all Set 1 single letter sounds Orally blend sounds	Blend sounds to read short words e.g. <i>cat, box, tin</i>	Set 1 sound bag Set 1 letter formation file Set 1 flashcards Play Fred talk games Blending Sheets – 1 sheet each week
Ditties 	Read 2 or 3 sound words independently (am, red, bin)	Recognise the Set 1 digraphs ('Special Friends') and read them in words <i>sh ch qu ng nk th</i>	Play Fred talk games Ditty Sheets – 3/4 sheets each week
Red Ditty books 	Read all Set 1 sounds including digraphs ('Special Friends') and read them in words.	-Read words with 4 and 5 single letter sounds <i>stop jump stamp crept</i> -Read words with 3 sounds speedily <i>man got sit</i>	Red Ditty Books – 1 book each week that has been read in class three times as part of the lesson.
Green Storybooks 	Read words with 4 and 5 Set 1 single letter sounds	-Read the first 6 Set 2 sounds and in words <i>ay ee igh ow oo oo</i> -Read words with 3 sounds that contain a digraph speedily <i>this chip quiz</i>	Green storybooks – 1 book each week that has been read in class three times as part of the lesson.
Purple Storybooks 	Read words with 4 and 5 Set 1 single letter sounds	-Read the first 6 Set 2 sounds and in words, including multisyllabic <i>ay ee igh ow oo oo</i> -Read words with 4 and 5 sounds speedily <i>stop jump stamp crept</i>	Purple storybooks – 1 book each week that has been read in class three times as part of the lesson.
Pink Storybooks 	-Read the first 6 Set 2 sounds and in words, including multisyllabic <i>ay ee igh ow oo oo</i> -Read words with 4 and 5 sounds speedily <i>stop jump stamp crept</i>	-Read the next 6 Set 2 sounds and in words, including multisyllabic <i>ar or air ir ou oy</i> -Read word with the first 6 Set 2 sounds speedily <i>play night sleep about</i>	Pink storybooks – 1 book each week that has been read in class three times as part of the lesson.
Orange Storybooks 	-Read the next 6 Set 2 sounds and in words, including multisyllabic <i>ar or air ir ou oy</i> -Read word with the first 6 Set 2 sounds speedily <i>play night sleep about</i>	Consolidate Set 2 sounds Read the first six Set 3 sounds and in words, including multisyllabic <i>ea oi a-e i-e o-e u-e</i>	Orange storybooks – 1 book each week that has been read in class three times as part of the lesson.

<p>Yellow Storybooks</p> 	<p>Read the first six Set 3 sounds and in words, including multisyllabic words. <i>ea oi a-e i-e o-e u-e</i></p>	<p>-Continue reading Set 3 sounds and in words, including multisyllabic. -Build speed for reading whole texts (60-70 words per minute)</p>	<p>Yellow storybooks – Book changed after 6 phonics lessons (The children will read 2 books in three weeks) These have been read in class three times as part of the lesson.</p>
<p>Blue Storybooks</p> 	<p>-Read Set 3 sounds and in words, including multisyllabic words. -Can read whole texts at 60-70 words per minute</p>	<p>-Continue reading Set 3 sounds and in words, including multisyllabic with growing speed -Build speed for reading whole texts (70-80 words per minute)</p>	<p>Blue storybooks – Book changed after 6 phonics lessons (The children will read 2 books in three weeks) These have been read in class three times as part of the lesson.</p>
<p>Grey Storybooks</p> 	<p>-Can read Set 3 sounds and in words, including multisyllabic with growing speed. -Can read whole texts at 70-80 words per minute.</p>	<p>-Continue reading Set 3 sounds and in words, including multisyllabic with speed. -Build speed for reading whole texts (90-100+ words per minute)</p>	<p>Grey storybooks – Book changed after 6 phonics lessons (The children will read 2 books in three weeks) These have been read in class three times as part of the lesson.</p>