






North Town Primary School

A guide to the curriculum for Parents/Carers of children in Pippins
Spring Term 1 2026

 <p>Pippins</p>	<p><u>Routines</u></p> <p>The children's Home learning pack containing their sound bag and Me and My world book must be brought into school <u>every day</u>, along with a spare change of underwear and socks.</p> <p>Your child needs a named snack of fresh fruit or vegetables and a named water bottle <u>every day</u>.</p> <p>We play outside everyday, so a named coat and school jumper/cardigan is essential.</p> <p>Each week we will be visiting the library. The children will be able to borrow a book from our library to share at home. Our library day is Thursday, please ensure your child has their book for changing on this day each week.</p>
 <p>Starry Night</p>	<p>We are looking forward to starting our new project 'Starry Night'. This project explores the differences in the world at night compared to during the day. It teaches children about the importance of a good night's sleep and helps them to discover what is happening in the world while they are sleeping, including finding out about nocturnal animals.</p> <p>We will be starting our new project by going on a daytime walk of the school and its grounds. On Thursday 22nd January 2026, we will be inviting the children to return to school in their pyjamas to experience the school in the dark and compare it to the daytime. (Please see class dojo for the details of this event.)</p>
 <p>Personal, Social and Emotional Development</p>	<p>In Pippins, we believe that the children's Personal, Social and Emotional Development (PSED) is a key foundation to everything we do. It is important that children develop their social skills, learn how to share and how to recognise their emotions.</p> <p>Our next Jigsaw focus will be 'Dreams and Goals'. This focuses on staying motivated when we find something challenging, keeping trying even when it is difficult, working with a partner or as part of a group, having a positive attitudes and helping myself and others achieve our goals.</p>



Communication and Language



Spanish

Throughout our project, the children will have opportunities to share their ideas and discuss what they know about night time, including the Moon, stars, night time animals, bedtimes and people who work at night. To further develop their Communication and Language skills we will be encouraging the children to ask questions, share their ideas in full sentences and will be modelling extending ideas using connectives.



The children love opportunities to share their pink 'Me and My World' book. This book is for your child to add any photos, drawings or experiences from outside of school. This book is shared on a regular basis and will aid their listening and attention skills alongside their speaking and understanding. The Christmas holidays would be a fantastic opportunity to add to your child's book ready to share when we return to school. Please make sure this book is in their school bag each day.



We regularly post the children's learning on Seesaw. This can be a fantastic conversation starter at home to help the children to talk about their day. We also enjoy seeing what the children have been up to over the weekend and during the holidays, so if the children have any special events or do something linked to our topic please share this on your child's Seesaw account.

In Spanish, the children will be learning numbers from 0 to 10 in Spanish, learning how to count in sequence. We will be able to listen to and speak these.



Physical Development

The children have two Physical Development sessions a week. These will take place on a Tuesday and a Thursday. During Spring Term 1, the focus is going to be looking at being creative when forming basic gymnastic shapes. The areas of physical improvement should be in their core strength, stability and balance.



Literacy

The children have worked incredibly hard this half term consolidating their sounds and skills.

This term we have learnt all of the Set 1 single letter sounds:

m a s d t i n p g o c k u b f e l h r j v y w z x

and the Set 1 Special Friends (Two letters, one sound):

sh th ch qu ng nk ll ss ff ck



Your child should now be able to read ALL of these sounds speedily without needing the picture cues. We will be sending home a sheet of sounds that you can use as sound cards at home to help support your child with their sound knowledge. The children will also be bringing home their most recent phonics assessment showing any sound gaps they might have.




The children love Fred Talk and should now be able to orally blend the sounds in words

(You say **c - a - t** they know this is **cat**)

The children are assessed on their speedy recall of sounds and blending ability every two weeks. The children are placed in homogenous groups based on their phonics knowledge.

Learning to oral blend – Children who are not yet able to orally blend sounds into words will need to continue to practise the Set 1 sounds and Fred talk. You can find Fred Talk videos updated on Seesaw.

	<p><u>Learning to blend independently</u> – When the children can orally blend, they will learn to read simple three-letter CVC words independently by Fred talking each sound in the word and then blending the sounds together. These children will bring home a <u>Sound Blending Book</u> with words to help the children practise.</p> <p><u>Blending words independently</u> – When the children can Fred talk and read the word independently they will begin reading simple phrases and sentences. The children will first bring home <u>Ditty Sheets</u> with phrases and sentences to practise. They will then begin to bring home a book starting with <u>Red Books</u> and then will progress through the storybook colours.</p> <p><u>Reading</u> Each week, on a Thursday, we will visit the school Library and the children will choose a book to share with you at home. When sharing your child's Library book please encourage your child to look at the pictures, talk about what they can see, what they think is happening and what might happen next.</p> <p><i>We love seeing the children's engagement with phonics and reading at home – photos, videos and voice recordings can all be shared with us on Seesaw.</i></p>
 <p>Mathematics</p>	<p>In Maths, we will be revisiting and building on the children's knowledge of subitising and composition of numbers to 5.</p> <p>We are developing a deep understanding of the number 5 and learning about the composition of this number by representing it in different ways using fingers, objects and five frames. Over the next half term, we will be using this knowledge to identify pairs of numbers, which make 5. The children will be learning to recall these number bonds quickly.</p> <p>We will be introducing numbers above 5 by learning that 6 and 7 are 5 and a bit more using ten frames as a visual and language such as 'wholes' and 'parts'.</p> <p>We will also be learning about 2D and 3D shapes in the environment and learning the correct vocabulary to talk about their features.</p> <p><u>Maths Homework</u> <i>Numbots</i> – Numbots is designed to support your child with their fluency in number and focuses on key skills that the children need to be able to instantly recall. Each level is timed and the children move to the next level when they are able to complete the questions quickly and confidently. We will continue to check Numbots usage on a Thursday and give out certificates on a Friday.</p>
 <p>Understanding the World</p>	<p>Alongside our 'Starry Night' project the children will also be completing the companion project 'Winter Wonderland'. This project teaches children about the changes that happen during winter, including the types of weather associated with winter. It also explores places that have snow all year round and the types of animals that live there.</p> <p>RE We will be learning about special places including churches and Synagogues. The children will have the opportunity to share about a place that is special to them, learn about our local church and the special features of the building and infant baptism.</p> <p>Technology The children have regular access to an Interactive White Board. The children will begin to be using the iPads to take photos of their own learning and upload these to Seesaw – we will be teaching them how to do this!</p>

 <p>Creative Development</p>	<p>We love to be creative in Pippins! The children regularly have access to a wide range of creative outlets and there is always the opportunity explore different media and materials in the classroom.</p> <p>Creative area In Spring 1, the children will continue to have a variety of opportunities to get creative, exploring and using different media and materials in the classroom. The children will be using junk modelling and construction resources to build rockets and space vehicles as well as exploring colour to create space pictures.</p> <p>Music In Spring 1, our music theme is 'Everyone!' The children will learn a variety of nursery rhymes and action songs, including Wind the Bobbin up, Rock-a-Bye Baby and Head, Shoulders, Knees and Toes. The children will have opportunities to listen and respond to different styles of music and decide whether they like them or not and will be able to share and perform songs that they have learned.</p>
 <p>Homework</p>	<p>Each half term the children will receive one piece of project-based homework. Project homework is designed to encourage the children to talk about and enhance their learning at home.</p> <p>As part of our 'Winter Wonderland' companion project, we would like the children to find out about an animal that lives in the Artic or Antarctica. They can record what they have found out in any way they choose. We would like the children to bring these into school before the week beginning 2nd February 2026 to share with the rest of the class.</p>
<p>Other Information</p>	<p>Key dates: Monday 5th January – First day of Spring Term 1 Thursday 22nd January – PIPPINS night time walk Week Beginning 29th January - Phonics Open Mornings Friday 13th February – Last day of Spring Term 1 Monday 16th February-Friday 20th February – Half term break (School closed to children) Monday 23rd February- First day of Spring Term 2</p>
	<p>You can keep up to date with all our learning on Seesaw or Class Dojo!</p>

We look forward to the beginning of a productive partnership with you and thank you for your support. If you have any questions please come in to see us.

Many thanks

Mrs Richards, Miss Edwards, Mrs Follett, Miss Soames, Mrs Whitaker, Miss O'Neil



From all of the Pippins Team we would like to wish you and the children a very Merry Christmas and look forward to welcoming you back in the New Year!